

LM

feel the
difference

LMProPower
**PLEASANTLY
PURE**
Ultrasonics and Air Polishing



THREE ATTRIBUTES of excellence



ERGONOMICS

LM-Dental has always considered ergonomics as one of the main points when designing dental instruments.

In LM-ProPower our devotion shows in the miscellany of high-quality elements, constituting a multifaceted power tool engineered to meet the needs of modern day dentistry.

ECONOMICS

For us, settling for mediocrity is not an option. Due to features designed to reduce the need of costly accessories, LM-ProPower stands for two qualities often considered as opposite extremes – economics and excellence.



HYGIENE

Cleanliness plays a great role in all the areas of health care, dentistry being no exception. LM-ProPower's high standard of hygiene is obtained through design that emphasizes autoclavability and easy, automated cleaning functions.

- LM-PROPOWER DEVICES 4
- ULTRASONIC TREATMENT 8
- AIR POLISHING TREATMENT 18
- TECHNICAL SPECIFICATION 26

LM-PROPOWER DEVICES

LEDing the way

UltraLED

LM-ProPower UltraLED is the ultimate tool for ultrasonic treatment. Due to its wide power range and a variety of tips, the scaler is remarkably adjustable for all treatments. The UltraLED is designed to meet the needs of demanding professionals, still valuing patient comfort. LM-ProPower UltraLED is also available as built-in version for your dental unit.

AirLED

LM-ProPower AirLED is the world's first ever polisher with light. The powerful LED lights and precise powder jet ensure reliable and continuous operation, making the polisher a perfect cleaning tool for the diverse areas of dentistry. LM-ProPower AirLED is also available as built-in version for your dental unit.

CombiLED

LM-ProPower CombiLED conjoins the various features of the AirLED and the UltraLED into one versatile appliance that can be used for a wide range of ultrasonic and polishing treatments. It is an ultimate and undisputed power tool for upgrading your working environment to a new level of quality.



LM-ProPower UltraLED and AirLED are also available as built-in versions for your dental unit.





SILICONE LM-ERGOGGRIPS

Exchangeable and autoclavable

LM-ErgoGrip silicone handles guarantee a comfortable, non-slip grip and good tactile sensitivity. ErgoGrips are removable and autoclavable, disposing of the need for buying several expensive handpieces. The well-balanced handpiece causes less strain on clinicians' hand providing exceptional ergonomics. LM-ErgoGrip Focus LED handles are available with a selection of bright colours.

LM-ErgoGrip Focus LED, colours: lime LM 10099A, blue LM 10099B, lilac LM 10099C, dark grey LM 10099D, dark blue 10099E, pink LM 10099F, light grey LM 10099G.

Choose synergy

Complementary instrumentation enables easier and effective procedures. LM-Dental is the first manufacturer in the world to offer high-quality tools for both manual and mechanical instrumentation. Choosing an optimal combination of hand instruments, ultrasonics and air polishing guarantees the best possible treatment results.



LM synergy in action!

Scan the QR code to see a full periodontal treatment making the most of hand instrumentation, ultrasonics and air polishing.

Superior visibility with LED LIGHTS

- Optimised light angle
 - better focus, concentrated light
- Two lens options
 - LM-ErgoGrip LED and Focus LED
- Six light sources – even distribution of the light
- The most powerful LED lights in the market (70 000 lux)

The LED light generates no heat in the handpiece and lasts for 100 000 hours (30 years). It illuminates the treatment area effectively and guarantees good visibility even through water or powder spray. The optimised colour temperature of the light (white-blue colour) creates a good contrast, making calculus and stains more visible.



Dynamic FOOT PEDAL

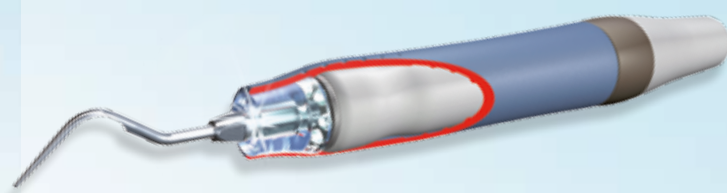
Turn the LED light on and off for diagnostics, control the working power within the chosen working mode, use the special water jet teeth cleaning function in polishing and the irrigation function in scaling with the pedal. Leave your hands free for treating the patient.

Easy-to-use TOUCH PANEL

LM-ProPower's uncomplicated control board simplifies the ultrasonic treatment and cleaning processes, allowing you to focus on the essential. Power is adjusted via working mode buttons on the board, each marked with icons similar to the ones on tips. The built-in cleaning system assures a high level of hygiene. It is activated by pressing just one button.

ERGONOMICS & HYGIENE

all in one



First-class HANDPIECE ERGONOMICS

LM-ProPower's handpieces are equipped with impressive LED lights that effectively illuminate the treatment area, providing optimal visibility and reducing eye strain.

A comfortable, non-slip grip is attained with the exchangeable LM-ErgoGrip silicone covers. The autoclavable handpieces have smooth outer surface making them easy to clean and wipe. In the ultrasonic handpiece the water regulation is embedded, allowing easy and quick adjustment of spray.

LM-ErgoGrip LED with wide ring lens and LM-ErgoGrip Focus LED with focused lens both guarantee a comfortable, non-slip grip and good tactile sensitivity. The soft material dampens the vibrations and keeps your hands warm, preventing Carpal Tunnel Syndrome and blood circulation problems. ErgoGrips are removable and autoclavable, disposing of the need for buying several expensive handpieces. A few ErgoGrips will keep your practise running effectively patient after patient.

ALL INCLUSIVE

IntroKit

LM-ProPower is ready to perform upon arrival. The IntroKit contains everything needed for continuous operation:

LM-UltraLED:

3 ErgoGrips (blue), 3 ultrasonic tips, 3 torque tip wrenches

LM-AirLED:

3 ErgoGrips (blue), 2 nozzles, 250 g Sodium Bicarbonate powder

LM-CombiLED: IntroKit includes all of the above

Quick-connect CONTAINERS


Easily changeable transparent medicament, water and powder containers are attached to the body of the device. The upright positioning of the containers avoids leakage problems and filling levels of liquid and powder are always clearly visible. The internal water system and sterile option with LM-SteriKit guarantee premium hygiene.



PLEASANTLY POWERFUL LM ProPower UltraLED

ULTRASONICS BEYOND TRADITIONAL

The features of the piezo electronic LM-ProPower UltraLED extend to all the areas of ultrasonic treatments. Its wide power range and a vast array of tips make it extremely adjustable for every procedure. This multi-purpose device offers ultrasonic solutions not only for traditional scaling but also for endodontics, apical surgery including sterile treatments, implantology and restorative treatments.



MODERN PIEZO TECHNOLOGY

for efficiency and comfort

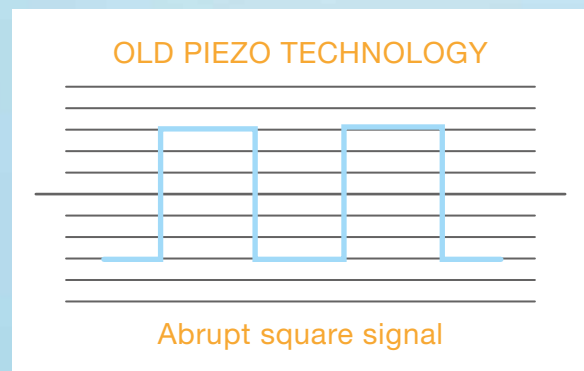
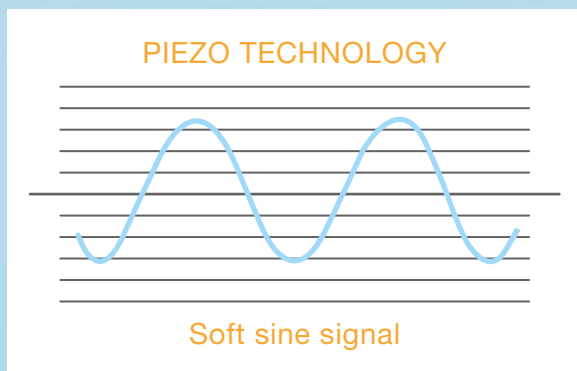
LM-ProPower piezo scaler has the ultimate power with a delicate touch. It provides you as a clinician with an effective treatment and for your patient painless dental care.

In devices with piezo-electric technology, the tip moves in a back-and-forth motion with better control than in older magnetostrictive technology that vibrates the tip more randomly. Piezo allows you to use the tip in a similar way as a curette – the sides of the tip remove calculus just like the edges of a curette – but with higher efficiency. By moving the tip along the side of a tooth you can direct the vibration right onto the calculus without knocking the enamel or cementum.

A treatment that causes no pain

Our piezo technology produces a soft shaped sine wave signal which gives a painless ultrasonic instrumentation to the patient and prevents the irritation caused by an aggressive power output of an abrupt square signal used in less advanced devices. This results in greater patient convenience.

The intelligent feedback electronics automatically sense the working load on the tip and regulate power output.



Clinical indications for ultrasonic treatment

Prophylaxis & Periodontology	Scaling Removal of stains and plaque
Restoration	Minimally invasive excavation Amalgam condensation
Endodontics	Removal of dentin in pulp chambers Finding and widening orifices Preparing canals Removal of broken instruments Cleaning of canals
Apical surgery (sterile option available)	Opening and clearing of the root
Prosthetics / Implantology	Implant maintenance Removal of crowns and inlays Application of thixotropic cementation



Sterile solutions

LM-ProPower SteriLED handpiece is a quick and easy solution for sterile ultrasonic treatments. It features superior ergonomics and the liquid supply can be added directly on the handpiece with no extra components. The handpiece is compatible with the normal range of LM tips which enables numerous sterile and medicament applications in periodontics and endodontics.

LM-ProPower SteriKit is safe and reliable sterile system that bypasses the current water supply completely. The pressurised irrigation system allows easy and cost-efficient installation. All LM-ProPower ultrasonic devices can be upgraded with the SteriKit.

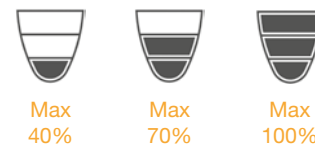


LM-DuraGradeMAX tips

High wear resistance is one of the most important properties of ultrasonic tips. Resulting from advanced material technological research, improved thermomechanical heat treatments, controlled gas atmosphere and cryogenic processing the LM-DuraGradeMAX super steel used in all LM tips represents the ultimate in the field of metallurgy. According to independent studies, LM-DuraGradeMAX has absolutely the best wear resistance on the market.

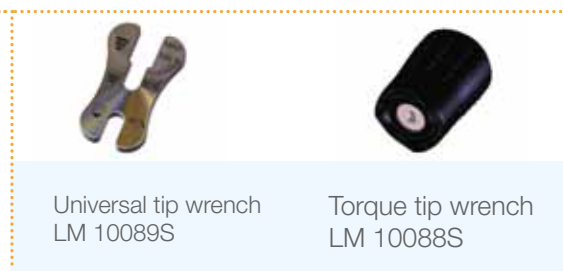
Optimum power for treatments

LM-ProPower's working mode coding is marked on every tip with a symbol corresponding to the ones on the devices control board. Choosing the right working mode for the tip used will set the maximum power limit to the recommended level.



Scaling

Scaling is precision work. Proper ultrasonic instrument selection is of primary importance in achieving complete periodontal debridement. Our wide variety of tips gives you the freedom to choose.



Heavy calculus removal

SCALING	PE-31 LM 100131		Used for lingual, buccal and approximal supragingival scaling.	
	PE-32 LM 100132		Used for lingual and buccal supragingival scaling.	
	PE-39 LM 100139		Used for universal, lingual and buccal supragingival scaling.	
	PE-41A LM 100141A		Used for universal, lingual and buccal supragingival scaling.	

Universal

SCALING	PE-37 LM 100137		Universal tip especially developed for subgingival scaling, furcations, supragingival fine scaling and spot removal.	
	PE-37L LM 100137L		Universal tip for subgingival scaling, furcations, supragingival fine scaling and spot removal. Tip angled to left for better access to furcations.	
	PE-37R LM 100137R		Universal tip for subgingival scaling, furcations, supragingival fine scaling and spot removal. Tip angled to right for better access to furcations.	
	PE-41P LM 100141P		Used for universal, lingual and buccal supragingival scaling. Can also be used for shallow pockets.	
	PE-41AF LM 100141AF		Used for approximal supragingival scaling. Also suitable for lingual and buccal scaling.	

PE-41PF
LM 00141PF



Used for lingual, buccal and approximal supragingival scaling.



Periodontics

SCALING

PE-33
LM 100133



Used for subgingival scaling and furcations.



PE-33L
LM 100133L



Used for subgingival scaling and furcations.
Tip angled to left for better access to furcations.



PE-33R
LM 100133R



Used for subgingival scaling and furcations.
Tip angled to right for better access to furcations.



PE-38
LM 100138



Used for lingual and buccal subgingival scaling and furcations.
Also suitable for supragingival fine scaling and spot removal.



PE-38L
LM 100138L



Used for subgingival scaling and furcations. Also suitable for supragingival fine scaling and spot removal. Tip angled to left for better access to furcations.



PE-38R
LM 100138R



Used for subgingival scaling and furcations. Also suitable for supragingival fine scaling and spot removal. Tip angled to right for better access to furcations.



PE-40
LM 100140



Used for deeper lingual and buccal subgingival scaling.
Also suitable for supragingival fine scaling and spot removal.



PE-40L
LM 100140L



Used for deeper subgingival scaling and molar furcations.
Tip angled to left for better access to furcations.



PE-40R
LM 100140R



Used for deeper subgingival scaling and molar furcations.
Tip angled to right for better access to furcations.



PE-40H
LM 100140H



Used for deeper subgingival scaling. Especially suitable for lingual scaling of incisors.



PE-40HS
LM 100140HS



Universal tip for supra- and subgingival scaling. Similar to PE-40H tip, but with a slimmer shape. The new thinner design enables better reachability into approximal spaces and deeper periodontal pockets.



PE-41PS
LM 100141PS



Used for deeper lingual and buccal subgingival scaling.
Also suitable for supragingival fine scaling and spot removal.




Clinician's favourite

Implant maintenance

SCALING

IM-1
LM 1001301



Used on implants for the removal of calculus on fixtures, abutments and crowns. The working end is coated with PEEK® material to avoid damaging or discolouring the implant. Used together with the instrument holders IH-1 or IH-2.



IM-2
LM 100102














Same design as IM-1, but the working end is angulated for better access to difficult-to-reach surfaces. Used together with the instrument holders IH-1 or IH-2.



Minimally invasive excavation

With the aid of diamond-coated ultrasonic tips small preparations can be carried out without the unnecessary removal of the surrounding tooth substance. The tips can also easily be used for crown margins and cleaning fissures. The small diameter of the tips make them very suitable for treating children and the low noise level in comparison with rotating instruments is especially appreciated by nervous patients.

MINIMALLY INVASIVE EXCAVATION	MI-1 LM 100601		Straight tip, used primarily for incisors and more accessible surfaces.	
	MI-2 LM 100602		Slightly contra-angled, used for lingual and buccal work on molars.	
	MI-3 LM 100603		Contra-angled, used on lingual, buccal and distal areas.	
	MI-4 LM 1006045		Heavily contra-angled, used on lingual, buccal and distal areas on molars and furcations.	
	  			



..... Working mode coding Max 40% Max 70% Max 100%

Endodontics



Ultrasonic tips can be utilised in many areas in endodontics. They are truly excellent in the removal of posts, the removal of dentin in pulp chambers, finding and widening orifices, preparing canals, removing broken instruments and cleaning prepared canals.













Caution! All endodontic tips are extremely sensitive and if not used correctly or with too much power or force they are subject to breakage. Do not exceed recommended working mode and always place the tip on the tooth surface before turning on the power.

Pulp chamber

ENDODONTICS	EN-1 LM 100201		Ball shaped tip used for the removal of crowns, bridges and a variety of posts set with various cementing agents. The tip is placed against the post and then moved in a circular fashion to remove it.	
	EN-2 LM 100202		Flat and round diamond-coated surface on the tip. Used for planing attached pulp stones from the pulp chamber floor. Compared to rotating instruments the risk of perforating the tooth is small.	
	EN-3 LM 100203		All-purpose, conical and diamond-coated tip primarily used in the pulp chamber for removing pulp stones, dentin and old fillings. Also for finding hidden openings.	
	EN-4 LM 100204		Round diamond-coated tip for removing gross dentin, for moving access line angles, for cutting a groove in the mesial access wall to drop into the second mesial-buccal canal (MB2) systems, and for quickly and carefully unroofing pulp chambers.	
	EN-12 LM 100212		Flat and diamond-coated tip. Used in the pulp chamber for removing pulp stones and also for removal of dentin and old fillings. Compared to rotating instruments the risk of perforating the tooth is small.	




Canal preparation

ENDODONTICS	EN-5 LM 100205		Used in the coronal and apical part of root canals. Amongst other things the tip can be used to trephine around posts, widen calcified canals, remove hard fillings and broken instruments and other intra-canal obstructions.	
-------------	-------------------	---	--	---

ENDODONTICS				
	EN-6 LM 100206		Primarily used in the coronal area of the root canal to trephine around posts. Also for chasing calcified canals halfway up a root. The water supply is placed at the furthest extremity of the tip for increased rinsing and cooling of the treated area.	
	EN-7 LM 100207		Same shape as tip EN-5, but 2 mm longer, and same areas of use. Used in the coronal, middle and apical one-thirds of roots.	
	EN-8 LM 100208		Same shape as tip EN-5, but 7 mm longer, and same areas of use. Used in the coronal, middle and apical one-thirds of roots.	
	EN-13 LM 100213		Diamond coated tip used in combination with the instrument holders IH-1, IH-2, IHS-1 or IHS-2. Used in the coronal and middle part of root canals. Used to remove posts, widen calcified canals, remove hard fillings, remove broken instruments and other intracanal obstructions. Pack of 4.	
	EN-14 LM 100214		Used in combination with the instrument holders IH-1 and IH-2. Used as a plugger for lateral condensation of guttapercha. Pack of 4.	
	EN-15 LM 100215		Used in combination with the instrument holders IH-1, IH-2, IHS-1 or IHS-2. By using EN-15 in a fluid-filled root canal the ultrasonic vibrations clean the canal very efficiently. The resulting cavitation effect gives a proven high degree of cleanliness. Pack of 4.	

Removal of broken instruments

Tips EN-9, EN-10 and EN-11 are made of titanium and have no diamond coating. They hold a bend if applied forcefully. Titanium tips cut evenly and have an exceptional tactile sense. The small diameter makes them suitable for use in the apical part of root canals. Primary area of use is to isolate and remove broken instruments. Even broken instruments that are firmly stuck in the apical part of the root can often be removed by ultrasonic vibrations. Used in the mid and apical part of a root with illumination and magnification.

ENDODONTICS			
	EN-9 LM 100209		
	EN-10 LM 100210		
	EN-11 LM 100211		

File and instrument holders

FH-1, FH-2 and FH-3 are holders for hand files. By using the hand file in a fluid-filled root canal the ultrasonic vibrations clean the canal very efficiently. The resulting cavitation effect gives a proven high degree of cleanliness.



ENDODONTICS			
			
	FH-1 LM 100401	FH-2 LM 100402	FH-3 LM 100403
			  

File and instrument holders

ENDODONTICS

IH-1
LM 100404



Holder for implant maintenance tips and AP-1 and AP-2 tips for apical surgery. Can also be used with endosonic files and other instruments with a diameter of 0.8 mm. 125° angle. Working mode coding: See chosen instrument

IH-2
LM 100405




IH-2 has the same shape and area of use as IH-1. 100° angle. Working mode coding: See chosen instrument

Endodontics | Apical surgery

The diamond-coated tips are used for opening and clearing the root when doing apical surgery. The long necks of the tips give excellent visibility and the ultrasonic vibrations in combination with the diamond coating give a higher degree of tactility and precision compared to rotating instruments.

ENDODONTICS | APICAL SURGERY

AP-1
LM 100507



Used in combination with the instrument holders IH-1, IH-2, IHs-1 or IHs-2. With the aid of the instrument holder the AP-1 can be turned to precisely the angle needed for the treatment. Available in a pack of four.



AP-2
LM 100508



Same area of use as AP-1. AP-2 has a slimmer design and is therefore better suited for small roots. Available in a pack of four.



AP-3
LM 100509



AP-3 can be used as a universal tip on all teeth. The outermost 3 mm of the tip is diamond-coated to enable effective removal of tooth substance.



AP-4
LM 100502



Same shape and area of use as AP-3, but is 0,7 mm in diameter making it more suitable for larger roots.



AP-5
LM 100503



Designed for use on molar roots in the maxillary right and mandibular left.



AP-6
LM 100504



Designed for use on molar roots in the maxillary left and mandibular right.



AP-7
LM 100505



Designed for use on molar roots in the maxillary left and mandibular right.



AP-8
LM 100506

















Designed for use on the roots of molars in the maxillary left and mandibular right.



Endodontics | Sterile apical surgery

Tips that allow sterile apical surgery. Treatment can be done with sterile water or disinfectants. The diamond-coated tips are used for opening and clearing the root. The long necks of the tips give excellent visibility and the ultrasonic vibrations in combination with the diamond coating give a higher degree of tactility and precision compared to rotating instruments.

ENDODONTICS | STERILE APICAL SURGERY

APs-3 LM 100803		Tip for sterile treatment. Used as a universal tip on all teeth. The outermost 3 mm of the tip is diamond-coated to enable effective removal of tooth substance.	
APs-4 LM 100804		Tip for sterile treatment. Same shape and area of use as AP-3s, but is 0.7 mm in diameter making it more suitable for larger roots.	
APs-5 LM 100805		Designed for sterile treatment of molar roots in the maxillary right and mandibular left.	
APs-6 LM 100806		Designed for sterile treatment of molar roots in the maxillary right and mandibular left.	
APs-7 LM 100807		Designed for sterile treatment of molar roots in the maxillary left and mandibular right.	
APs-8 LM 100808		Designed for sterile treatment of the molar roots of molars in the maxillary left and mandibular right.	
IHs-1 LM 100801		Sterile instrument holder for use with AP-1 and AP-2 tips for apical surgery. Can also be used for endosonic files and other instruments with a diameter of 0.8 mm.	
IHs-2 LM 100802		Same shape and area of use as IHs-1.	















Working mode coding Max 40% Max 70% Max 100%

Special purpose

Ultrasonic technology can today be used for much more than just scaling and endodontics. Ultrasonic tips can be used to remove crowns, for amalgam condensation and for the application of thixotropic cementation.

SPECIAL PURPOSE

SP-34 LM 100734		Used for removing crowns and inlays.	
SP-34S LM 100734S		Same shape and area of use as SP-34, but with a smaller diameter to make inaccessible areas reachable.	
SP-35 LM 100735		Used for amalgam condensation.	
SP-35A LM 100735A		Used for applying thixotropic cementation together with crowns and inlays. The extremity of the tip is covered in plastic so does not damage the crown or inlay.	
SP-35B LM 100735B		Same shape and area of use as SP-35A, but with a considerably more open angle.	
SP-35C LM 100735C		Same shape and area of use as SP-35B, but with a considerably more open angle.	



PLEASANTLY PURE LMProPower AirLED

COMPLETE AIR POLISHING FOR PERIO

LM-ProPower AirLED's premium features make it a perfect cleaning tool for professional dental care. The combination of several nozzles both for supra- and subgingival polishing, a constant precise powder jet and the powerful LED light raise the only polisher in the world with light to a level that has never been reached before.

The AirLED provides superb visibility in diagnostics of discolouring and stains. Its focused powder spray, adjustable power range and the ergonomic handpiece create perfect conditions for achieving the best polishing effect. The transparent, detachable powder container on the side of the device makes controlling of the filling level easy.

SUPRA GINGIVAL AIR POLISHING

for the removal of biofilm & stains



Supragingival air polishing

Supragingival treatment with an air polisher is an effective method for prophylaxis treatment and in periodontal maintenance care. Air polisher removes supragingival biofilm, extrinsic plaque and stains safely and precisely. It does not harm the tooth surface or gingiva when used with care and with correct powders.

Clinical indications for air polishing

SUPRAGINGIVAL

Diagnostics	Cleaning before examination
Prophylaxis & Periodontology	Removal of stains and plaque
	Cleaning prior placement of fissure sealants
Restoration	Cleaning before etching
Prosthetics / Implantology	Implant maintenance
	Cleaning natural teeth before choosing the shade for the prosthesis
Aesthetics	Cleaning before bleaching
Orthodontics	Cleaning before bonding
	Cleaning cemented bands and brackets

Air polishing offers a fast and painless method for patients

Two differently designed supragingival nozzles are comparable with LM-AirLED and LM-CombiLED device. Clinician can choose between universal or hooked nozzle depending of their clinical need. The LM-AirLED has a significantly narrower jet compared with other competing devices and is easy to target into the treatment area reducing the risks for soft tissue damage. Nozzles have a non-clogging construction that keeps water and powder separate to the the last second.

Supragingival air polishing can be done with LM-Calcium Carbonate and LM-Sodium Bicarbonate -powders. Both powders have a good purifying effect on tooth enamel.



SUB GINGIVAL AIR POLISHING

for the removal of biofilm



Subgingival air polishing

Subgingival air polishing is a safe and effective method for biofilm removal and dissolution. With a specially designed sub nozzle it is easy to access deep periodontal pockets and furcations. Subgingival air polishing treatment is useful in prophylaxis and maintenance therapy. For implant therapy, air polishing provides a perfect solution which is gentle yet powerful.

Clinical indications for air polishing

SUBGINGIVAL

Periodontology

Removal and dissolution of biofilm

Implantology

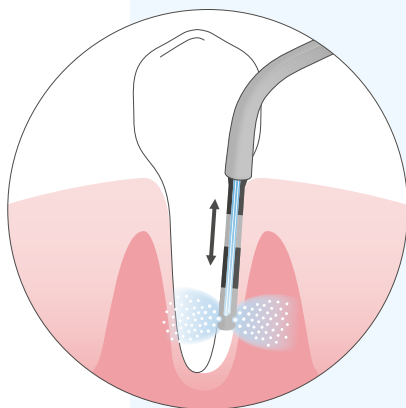
Maintenance therapy

Easy access with LM-Sub A nozzle

The removal of subgingival biofilm has to be done regularly since the biofilm formation occurs rapidly. To help this frequently done subgingival cleaning, LM-Sub A nozzle was invented. This is uniquely designed for subgingival treatment. It has an universal design which allows clinicians to work in all sides in dental arch without changing the nozzle. The LM-Sub A nozzle has a lasermarked WHO-scale on it which helps to keep on track the depth of the gingival pocket while cleaning. The tip of the nozzle is shaped very slim.

The nozzle construction has two issues for the jet spray on each side. The holes are situated on the sides of the tip and the direction of the flow is angulated towards the tooth and tissue. This makes it more atraumatic than nozzles with horizontal flow. The LM-Sub A nozzle tip is also conically shaped in the end so it has an easier and less traumatic access into the periodontal pocket. The nozzle tip has a lower flow than generally used in supragingivally.

In subgingival treatment, the only powder that can be used is Glycine. Glycine powder effectively removes biofilm from root surface and is proved to be a safe method. It is also proven that the gingiva remains intact following the glycine treatment. Glycine powder leaves a fresh taste and clean feeling for the patient.



Exclusive and slim LM-Sub A nozzle

- Universal nozzle design enables access to all places in dental arch
- Two issue structure cleanse effectively furcations
- Non-clogging construction

LM-Sub A nozzle, universal: LM 15611061



Upgrade your air polisher with LM-ProPower SubKit including one LM-Sub A nozzle, lime ErgoGrip Focus LED, powder container and Glycine powder.

LM-ProPower SubKit: LM 15611071

PLEASANTLY PURE

with LM powders



SUPRAGINGIVAL

LM-Sodium B

An effective and reliable Sodium Bicarbonate powder for heavy stain and plaque removal from intact enamel surfaces. LM-Sodium Bicarbonate has a natural Xylitol-sweetener added which makes the taste even more fresh. (Particle size: 70 µm)

LM-Sodium B Lemon (4 x 250 g): LM 10076SL

LM-Sodium B Spearmint (4 x 250 g): LM 10076SS

LM-Sodium B Black Raspberry (4 x 250 g): LM 10076SB

LM-Sodium B Cherry (4 x 250 g): LM 10076SC

LM-Sodium B Neutral (4 x 250 g): LM 10076SN

LM-Sodium B mix* (4 x 250 g): LM 10076SMIX *lemon, cherry, spearmint, black raspberry

For all periodontal polishing with great flavours

The LM air polishing powder range consists of Sodium Bicarbonate and Calcium Carbonate powders for supragingival periodontal therapy and gentler Glycine for subgingival use. For added patient comfort the Sodium Bicarbonate powders are available in five delicious flavours; lemon, black raspberry, spearmint, cherry and neutral. All of them sweetened with natural Xylitol for even more pleasant taste.



SUPRAGINGIVAL

LM-Calcium C

Calcium Carbonate powder includes spherical shaped particles also known as “pearls”. (Particle size: 55 µm) This effective yet gentle powder suits for supragingival cleaning of enamel. It has a neutral, sweet taste which is easily accepted by the patients. It is a sodium free powder.

LM-Calcium C Neutral (4 x 250 g): LM 10076CN

SUBGINGIVAL

LM-Glycine

For subgingival biofilm removal a sensitive Glycine powder is recommended. Glycine consist of very fine, sound particles which don't harm tooth surfaces or gingiva. This feature makes it an ideal powder for deep subgingival pockets and gingival margins. (Particle size: 25 µm)

LM-Glycine Neutral (4 x 100g): LM 10076GN

LM-Glycine is also included in the LM-SubKit: LM 15611071

TECHNICAL SPECIFICATION

LMProPower

Manufacturer: LM-Instruments Oy | PL 88 (Norrbyn rantatie 8) | FI-21601 Parainen, FINLAND | CE₀₅₃₇

LM-ProPower CombiLED

LM-ProPower CombiLED	LM 10075 (liquid dispenser, IntroKit) LM 10074 (tap water connector, IntroKit)
L x W x H	270 x 140 x 165 mm (without bottle and powder container)
Weight	3400 g
Voltage	100 Vac, 50–60 Hz 115 Vac, 50–60 Hz 230 Vac, 50–60 Hz
Power cord	Separate with protective earthed plug
Power consumption	Max. 40 VA
Scaler power consumption	Max. 24 VA
Scaler power output	Max. 10 W (24–28 kHz, automatic tuning)
Water supply pressure	1–10 bar (0,1–1,0 MPa, 14,5–145 PSI) with external water supply
Water consumption	10–50 ml/min
Bottle volume	500 ml (internal water supply)
Air supply pressure	4 - 10 bar (0,4 - 1,0 MPa, 58 - 145 PSI)
Air consumption	Max. 20 l/min
Powder container capacity	40 g



LM-ProPower UltraLED

LM-ProPower UltraLED	LM 100751 (liquid dispenser, IntroKit) LM 100741 (tap water connector, IntroKit)
L x W x H	270 x 140 x 165 mm (without bottle and powder container)
Weight	2900 g
Voltage	100 Vac, 50–60 Hz 115 Vac, 50–60 Hz 230 Vac, 50–60 Hz
Power cord	Separate with protective earthed plug
Power consumption	Max. 40 VA
Scaler power consumption	Max. 24 VA
Scaler power output	Max. 10 W (24–28 kHz, automatic tuning)
Water supply pressure	1–10 bar (0,1–1,0 MPa, 14,5–145 PSI) with external water supply
Water consumption	10–50 ml/min
Bottle volume	500 ml (internal water supply)



LM-ProPower AirLED

LM-ProPower AirLED	LM 100732 (liquid dispenser, IntroKit) LM 100722 (tap water connector, IntroKit)
L x W x H	270 x 140 x 165 mm (without bottle and powder container)
Weight	3200 g
Voltage	100 Vac, 50–60 Hz 115 Vac, 50–60 Hz 230 Vac, 50–60 Hz
Power cord	Separate with protective earthed plug
Power consumption	Max. 40 VA
Water supply pressure	1–10 bar (0,1–1,0 MPa, 14,5–145 PSI) with external water supply
Water consumption	10–50 ml/min
Bottle volume	500 ml (internal water supply)
Air supply pressure	4 - 10 bar (0,4 - 1,0 MPa, 58 - 145 PSI)
Air consumption	Max. 20 l/min
Powder container capacity	40 g



LMDental

synergy and competent quality

For the last 40 years, LM has been the pioneer in ergonomic and complementary instrumentation. We are the strong market leader in the Nordic countries, producing and developing innovative solutions for dental professionals all around the world. Above all, we are recognized for both manual and mechanical tools that combine effective, practical and ergonomic qualities, which – in the competent hands of dental professionals – guarantee the best clinical results.

Scan the QR code to search
for your nearest distributor.



LMDental

LM-Instruments Oy
PL 88 (Norrbyn rantatie 8)
FI-21601 Parainen
Finland
Tel. +358 2 4546 400
Fax +358 2 4546 444
info@lm-dental.com
www.lm-dental.com